

Hideaways in History

Visit Ancient to Modern History

A Year of History, Culture and
Building Hideaways | Grades 1-4




Introducing Hideaways in History!

In a twinkling, your young learner will be transported to stops all over the world, peeking in on some of the most interesting events in world history. You'll make visits to the ancient world and see the land of the Egyptians, the palaces of Mesopotamian kings, and the incredible culture of the Greeks. You'll continue on to drop into a Roman coliseum, work on the Great Wall of China, tour the castles of medieval times, and continue on to modern times. It's a whirlwind trip through history!

Best of all, your student will relish one special part of this program: HIDEAWAYS! The opportunity to create his or her own learning play spaces. Like the fun of playing tent under blankets, your student will create three-dimensional play spaces that help them re-enact what they are learning. Students can pull together their own Civil War fort, "build" a pyramid, run a colonial store, or go to sea in a (bathtub) WWII submarine. So much fun!

All along the way, they'll also complete simple activities and crafts, work on a Bible memorization program, complete a science program and master grade-level skills. This simple program is designed to suit young learners and fill about half a day when you add a suitable language arts program.


Each week additional weblinks and specific library instructions are given from the "You Wouldn't Want to Be..." picture book series. These provide even more fun for young learners, and illustrate times and places in history.



Why You'll Want to Join This Journey Through History!

Amazing Books Will Have You Traveling to Historical "Hot Spots!"

See how the English fought off an overwhelming attack by Spain's "unbeatable" Armada of ships. Be on hand as the ancient Chinese build their Great Wall, or gladiators enter Roman colosseums. Find out more about how new ideas changed the world during the Renaissance, and then changed everything again during the Industrial Revolution. Follow along with history's movers and shakers — people like Alexander the Great, Julius Caesar, Napoleon, Marco Polo, and Thomas Edison.



Students Will LOVE the Hideaways They Create! Students can create as many hideaways as they like this year, all related to their history studies. Much like the fun of "playing tent," students will use boxes and laundry baskets, closets, curtains, blankets, and more to create spaces they can pretend are exotic locations! They'll create the Taj Mahal or a Western General Store. They'll decorate the Palace at Versailles or build their own Egyptian pyramid. The ideas we give make it so easy to use what you have with some boxes and craft supplies to create these fun places!

Journaling That's Just Right

Your student will also create a "Make-Your-Own" Hideaway Book that is just right for young learners. Most activities require little to no reading, or are easily completed with parent guidance. These pages provide an excellent way to reinforce what students are learning each week, and let them begin making their own Timelines in History.

Telling-Back Ideas & Tips

You will benefit from all the helps and organization that is provided in the guide which makes it as open-and-go as possible. One of those helps is a list of telling-back ideas. This will help reinforce the learning and encourage reading comprehension!

What Will We Study?

Students will love “Let’s Hideaway in History,” the main history book for Hideaways. It presents the material in a fun, light way, through the eyes of Hideaways critters Indiana Sticksenstones, Chirp, and Sticky. These three little insects travel through time and get into some fun situations in world history, making it easy to learn right along with them!

It’s important for parents to know that students will be studying topics that are largely presented from a positive view, for the most part. Topics are chosen to discuss that reveal the times without delving into the darker topics of those times whenever possible. This enables your young student to learn a lot about world history, but save more mature aspects for later.

Ancient World

- Meeting First Peoples
- Build Pyramids in Egypt
- Travel to Early Cultures
- Feuds & Fights in Mesopotamia
- Glorious Greece
- Gladiators & Life in Rome
- Caesars, Christians & Barbarians

Middle Ages

- Exploring Britain
- Islam Grows in the Middle East
- France & the Fierce Vikings
- Britain Becomes England
- Difficult Times in Europe
- The Mysterious East
- Asian & African Places
- Exploration of the Americas
- Renaissance & Reformation

Changing Times

- Spain & England Collide
- Back to Asia
- World of Empires and Colonies
- New Powers on the Scene
- The New Country of America
- Turmoil in France
- A Changing World
- New Ideas & Industry
- Freedom Fights in America

Modern Age

- The British Empire Around the World
- A Changing America
- A Growing America
- All Around Asia
- A Moving America
- China’s Modern Age
- World War I
- World War II
- After the Wars
- Communism and Civil Rights
- A New Day for Freedom



What's in the Hideaways Guide?

Your Hideaways guide should quickly feel like an old friend. It is designed to be easy to follow, with each week's assignments laid out on just one page! The introduction to the guide offers you oodles of teaching helps that may feel like Charlotte Mason just "friended" you — like advice she'd give you on how to grade student work! It's all here!


A 36-week, 4-day schedule is laid out clearly in a grid-style on just one page
Introductory material helps you mentor and "learn together" with your student
Supply lists and other helps make planning quick and painless
Narration ideas in the front of the guide help you prompt your student through the year
Weekly schedule page reduces your paperwork and is easy to follow, with clear notes
Resources offer a focus on activities that are "Open & Go!"
Ratings systems for activities help you find the ones you want!
Website and DVD suggestions take your family to places in history
Above all, WP offers a practical, "Can-Do-and-Want-To-Do!" approach

What Materials are Included?

This program is designed for students in Kindergarten and First Grade. Resources are created to ignite a love of history in your young student. And they'll just so enjoy the adventures (and misadventures) of Sticky, Chirp and Indiana and making their own fun hideaways!

WinterPromise Exclusives You'll Love (Included in Our Packages)

- Hideaways in History Guide
- "Make-Your-Own" Hideaway Book
- Let's Hideaway in Ancient History
- Let's Hideaway in the Middle Ages
- Let's Hideaway in the Age of Empires
- Let's Hideaway in the Age of Industry & Information
- "On the Spot" History Fun Activity Book
- Hole Up in a Homemade Hideaway
- Additional History Resources (Must be Purchased Elsewhere)
- Usborne Encyclopedia of World History
- Science & Bible Books
- The World God Made (Must Be Purchased Elsewhere)
- Hiding God's Word in My Heart (WP Exclusive Resource)



Can I 'Go Inside' Key Resources?

Easy Read-Aloud World History

"Let's Hideaway in History" series provides a wealth of historical information in easy read-aloud format. You will find fun illustrations throughout the reading to help engage your young learners. The pictures feature the little bugs Indiana Sticksenstones, Chirp, and Sticky. Together, these three travel through history, and take young learners with them.

Parents may wonder how it is possible to "cuddle" around this book if they purchase it in ebook format. Well, here's how. First, the focus in this book is on listening. But in addition, in ebook format, the pages in this book easily flip from one page to another. It's very simple to use. If you are using a tablet, it is so easy to show the pictures to kids. On a laptop, it would be easy to zoom in on the pictures. Additionally, for most of the time you are reading, kids will be listening, as this is meant to be a read-aloud book.

Here's a sampling of some of the lessons you'll encounter this year:

- Earliest Peoples
- Hammurabi & the Babylonians
- Egyptian Hieroglyphs
- Israelites Start a New Nation
- Sparta & Athens
- Life in Ancient Rome
- The Celts
- Take a Trip on the Silk Road
- Arrival of the Norsemen
- Life in Castles
- Knights & Chivalry
- The Samurai
- The Mongol Horde
- Marco Polo Explore the East
- The Printing Press
- Martin Luther & the Reformation
- England's Great Queen Elizabeth
- Listening to Shakespeare
- Peter the Great's New Russia
- The Sun King
- Napoleon Bonaparte
- Steam & Coal Run New Machines
- Industrial Cities & Factories
- Making Steel
- The Telegraph Connects the World
- Victorian England
- Railroads & Time Zones
- Newfangled Cars & Factories by Ford




What Signature WP Experiences Await Us?

Enjoying Fun Family Learning Experiences

WinterPromise considers itself a curriculum that embraces the “Experience Approach,” offering Charlotte-Mason style learning opportunities with up-to-date materials that make the most of technology, too.

In each WP program, you’ll encounter a lot of our signature “Experiences.” Some of them come in key resources like our exclusive “On-the-Spot” History Fun activity book, while others are in the guide or hidden in other resources. Here’s just a sampling of the experiences your student can choose to make a part of their year:

- Make an Ancient Peoples Mural
- Make Your Own Mummy
- Sculpt a Cuneiform Tablet
- Create Nazca Drawings
- Play a Gladiator Game
- Test Roman Building Principles
- Create Tudor Money
- Play a Mayan Market Game
- Try Japanese Kare San-Sui
- “Smuggle” a French Aristocrat
- Discover a Victorian Census
- Complete a Civil War Reconnaissance Mission



Making the Hideaways

Students can create as many hideaways as they like this year, all related to their history studies. Much like the fun of “playing tent,” students will use boxes and laundry baskets, closets, curtains, blankets, and more to create spaces they can pretend are exotic locations! They’ll create the Taj Mahal or a Western General Store. They’ll decorate the Palace at Versailles or build their own Egyptian pyramid. The ideas we give make it so easy to use what you have with some boxes and craft supplies to create these fun places!

Here’s a sampling of the Hideaways they’ll create:

- Egyptian Pyramid
- Roman Gladiator Arena
- Tudor Merchant Shop
- Great Wall of China
- Celtic Chariot
- Mongol Yurt
- Arctic Igloo
- Viking Longhouse
- Adobe Pueblo
- Greek Trojan Horse
- English Castle
- The Taj Mahal and so many more!



What Items are Related to Hideaways?

Below you’ll find information on products related to Hideaways, including the consumables in the program, language arts programs you might want to consider, and what else to add to complete the learning.

Start by Deciding if You Need Extra of These Consumables in Print:

“Make-Your-Own” Hideaway Book

Mastering K/1st Grade Skills, Whichever Applies

Next, Consider if You Want to Purchase a Coordinating Language Arts Program: Coordinating language arts programs offer scheduled readers that coordinate with this theme and typically offer creative writing or narration suggestions that coordinate with this theme as well. This theme coordinates with:

Pre-K/K Letters to Little Words

K/Adv K Syllables to Sentences

Adv K/1st Grade Paragraphs to Pages

1st/2nd Grade Stories to Short Chapters

2nd/3rd Grade Readers to Real Books

How Do I Use Ebook Versions?

While many of our families do enjoy books, most of our ebooks would better be considered resources, rather than the types of books that families typically desire to enjoy as “books.” With all this in mind, not only might our ebooks sets be right for your family, you might just discover that they really offer you a better way to do school! And remember – most of our programs include bonus ebook resources you can’t get any other way! Take a look at the ways you could utilize our ebook resources:

Consumable materials can be printed out looseleaf, and you are able to print as many copies as you want!

Some resources are designed to function as easily flippable “Tablet Books” that look great on a tablet screen, and are in beautiful full color. They are easy to cuddle around, just like books. NOTE! These books function on any device, not just a tablet!

Some resources just offer more functionality, as they jump you to websites and more!

Ebook resources are most often in full color, and look unbelievable on your device!

Almost all resources allow you to customize your experience, whether filling in assignments or printing just the right number.

Take a look at the “Hideaways” resources below. Discover how they function as ebooks, and the advantages to making them a part of your library, and then decide!

The Hideaways Guide in Ebook Format

This guide brings you a wealth of functionality not present in a print guide. Take a look:

Recommended websites link directly to the web on devices that have web access


Guide pages are viewable in full color

You can customize your experience: select and print any pages you’d like from the guide and view others

Easily print extra grid pages for records to submit to state agencies

“Make-Your-Own” Hideaways Book

This resource is easy to print looseleaf, and can be printed as many times as you like for multiple students, offering you a great savings. By having access to this file, you can customize and print only those pages you’ll use, which is especially handy if you have younger students, or student who would rather focus on other aspects of the program. Either way, your students are using it the same way in print or ebook. This is a black and white resource, and need not be printed in color. It is consumable, and you can print as many copies of this book as you like for students in your family.




“On-the-Spot” History Fun

You’ve probably already discovered a lot about this book. What you don’t know is that you’ll be primarily using this resource to discover new facts about a culture or history issue, then looking at pictures and discussing something about the facts or the pictures. In ebook, these pictures are sharper, and some of them are in color. Pages that feature a pattern or something the student would benefit from seeing to help them complete it can be printed as needed, and printed for multiple students.

Let’s Hideaway in History Series

Parents may wonder how it is possible to “cuddle” around this book if they purchase it in ebook format. Well, here’s how. First, the focus in this book is on listening; it is primarily a read aloud book. But in addition, in ebook format, the pages in this book easily flip from one page to another. It’s very simply to use. If you are using a tablet, it is so easy to show the pictures to kids. On a laptop, it would be easy to zoom in on the pictures. Additionally, for most of the time you are reading, kids will be listening, as this is meant to be a read-aloud book.



Hole Up in a Homemade Hideaway

You and your students will reference each page as you create the hideaway. And they are wonderful! Each page features the suggestions for that hideaway, so it is easy to enjoy viewing this resource on a device, as you reference just one page per week. But it is also very simple to print and use. If you print, you’ll be printing about 40 looseleaf pages in your choice of color or black and white.

Hiding God’s Word in My Heart

Students will work with this resource as a devotional a few minutes each day. This resource has quite a few direction pages, which can be viewed and need not be printed. It also features consumable student pages, so if you print these pages, you’ll be printing about 59 looseleaf pages. These pages can