

# Syllables to Sentences

## Language Arts Guide



WinterPromise.com

**Ebook Version Printing Instructions:** If you'd like to print this resource in its entirety, print the pages double-sided in color or black and white, and hole-punch or bind on the left side.

**Digital License Information:** Your license allows you to print a copy of this resource for your immediate family's use only, unless your license is for a co-op or school. Your license does not allow you to lend or resell any copy of this resource as it is a derivative of your licensed, electronic files.

**Print Version:** This resource is licensed to your immediate family and may be copied only for them.

WinterPromise Publishing ~ Copyright 2022. All Rights Reserved.

# Syllables to Sentences

## Getting Organized & Prepared for Your Year



### Prepare the My Picture Dictionary for Use

Begin by printing or making copies of the My Picture Dictionary pages from Appendix 4 of this guide. You will want to print more pages for letters b, c, d, f, l, m, n, s, and t; while fewer are given to the letters j, k, v, x, and z. Once printed file these into a binder or use loose binder rings to create the feel of a book.

Once assembled, you'll need to put section divisions into your My Picture Dictionary so students will be able to find the different letters. Any office store will have colored tabs that you can put into your student's My Picture Dictionary.

Remember, this resource will be a great way for your student to keep track of the words he has mastered. Each week, you will give him an opportunity to write the words he learned that week on the correct pages in his My Picture Dictionary. He can draw a picture in one box and the word in the box beside it. This will be fun to come back to each week, AND, as it fills up can be a great review tool!



### Utilizing the Sight Words Review & Games in Guide

For early readers memorizing and identifying sight words is essential to their progress in reading and decoding sentences. Each week your student will encounter new sight words and review ones he already knows. Using Appendix 1 Teaching Helps have your student read and sound aloud the words listed for each week. Choose a fun game to complete with this week's words.



### Utilizing the Weekly Vocabulary in Coordination with Romp in Pine Nut Park Readers

**IMPORTANT NOTE:** Each week students will be reading from the "Romp in Pine Nut Park Readers." Students will already be reading and learning new words that contain the weekly phonogram focus to expand their vocabulary. Some of these words will be unfamiliar to students and will be included in their weekly words. Sometimes the words are hard to decode or more difficult sight words.

Parents should review these words with their student before they read each new story. New stories are read on day one and three in the schedule.

Read the words aloud and help the student understand the meaning of the words. Then have the student decode the words themselves. If your student needs help decoding the words in the stories you can read the words for them the first time they read the story. When they read the story again, have the student decode the word themselves.



### Important Note: Pine Nut Park Handwriting Set & Handwriting Practice

For pages whose directions include "plain paper," use either plain handwriting paper or the reproducible lined pages in the back of this guide. Guided handwriting worksheets are included in Appendix 2. Otherwise use the numbered handwriting pages from the "Pine Nut Park Handwriting Set."



### Important Note: Creative Composition

Each week creative composition ideas are given for more advanced students. The creative composition has students narrate, draw, or write short sentences. This portion of the program is optional. It is not necessary to complete the program. Creative composition will begin in week 4.



### Important Note: Spelling Activities & Tests

This portion of the program is optional and begins in week 3. Make copies of test sheets from Appendix 5, if you wish to reuse this program. Games and activity ideas for spelling is in Appendix 1.



# SYLLABLES TO SENTENCES

## WEEK 1

### DAY 1

#### READING & WRITING

**Romp in Pine Nut Park |**

Look at Note

Read Book 1 - Mac in a Mess

**Pine Nut Park Workbook A |**

Page 2

**Handwriting Practice |**

On plain paper, practice writing:

a, f, b, m

#### PHONICS & ACTIVITIES

**Phonics Cards |** Cards afbmektripsn: 1-12

Review Phonics Cards 1-12 this week.

Use "Pick the Right One" on card T-11.

### DAY 2

#### READING & WRITING

**Romp in Pine Nut Park |**

Re-Read Book 1: Mac in a Mess

**Pine Nut Park Workbook A |**

Page 3

**Handwriting Practice |**

On plain paper, practice writing:

e, k, t, r

#### PHONICS & ACTIVITIES

**Phonics Cards |** Cards afbmektripsn: 1-12

Review 1-12 again, but today use

"Across the Room" on T-12.

**Phonics Pack |**

Magnetic Letter Pick-Ups



## DAY 3

### READING & WRITING

**Romp in Pine Nut Park |**

Read Book 1: The Gold Nuts

**Pine Nut Park Workbook A |**

Page 4-5

**Handwriting Practice |**

On plain paper, practice writing:

i, p, s, n

### PHONICS & ACTIVITIES

**Phonics Cards |** Cards afbmektripsn: 1-12

Review 6-12, using "Name That Item" on card T-12.

**Activity |**

Read & Play Sight Word Game

## DAY 4

### READING & WRITING

**Romp in Pine Nut Park |**

Re-Read Book 1: The Gold Nuts

**Pine Nut Park Workbook A |**

Page 6-7

**Handwriting Practice |**

On plain paper, practice writing:

o, j, h, d

### PHONICS & ACTIVITIES

**Phonics Cards |** Cards afbmektripsn: 1-12

Review 6-12 again, but today use "Beginner Bingo" on T-12.

**Phonics Pack |**

"I am Thinking Of ..."

## NOTES

**Your First Week |**

The first two weeks will start out with a review of the basic alphabetic sounds. Keep in mind, if you have not used this program before, there may be some slight differences in the phonics cards and these first days of assignments will allow you time for your student to adjust.

During these first weeks, most of your time will be spent using the Phonics Cards for active review. Please read through thoroughly the instructions given in the front of this guide this week to understand how to help your student review these. Games for review are also included on cards T-11 and T-12.

**Romp in Pine Nut Park Readers |**

Before students begin to read the Romp in Pine Nut Park Readers, the parent must first read aloud an introduction page from Appendix 1, called "Mac's New Home -- Pine Nut Park."

**Week 1 Vocabulary Words - Story 1**

home	ask	head	pine
park	lost	poke	


**Week 1 Vocabulary Words - Story 2**

made	took	more
------	------	------

# Syllables to Sentences

# Pine Nut Park

## Workbook A



WinterPromise.com

**Digital License Information:**


Your license allows you to print a copy of this resource for your immediate family's use only, unless your license is for a co-op or school. Your license does not allow you to lend or resell any copy of this resource as it is a derivative of your license, electronic files.

**Ebook Version Printing Instructions:**

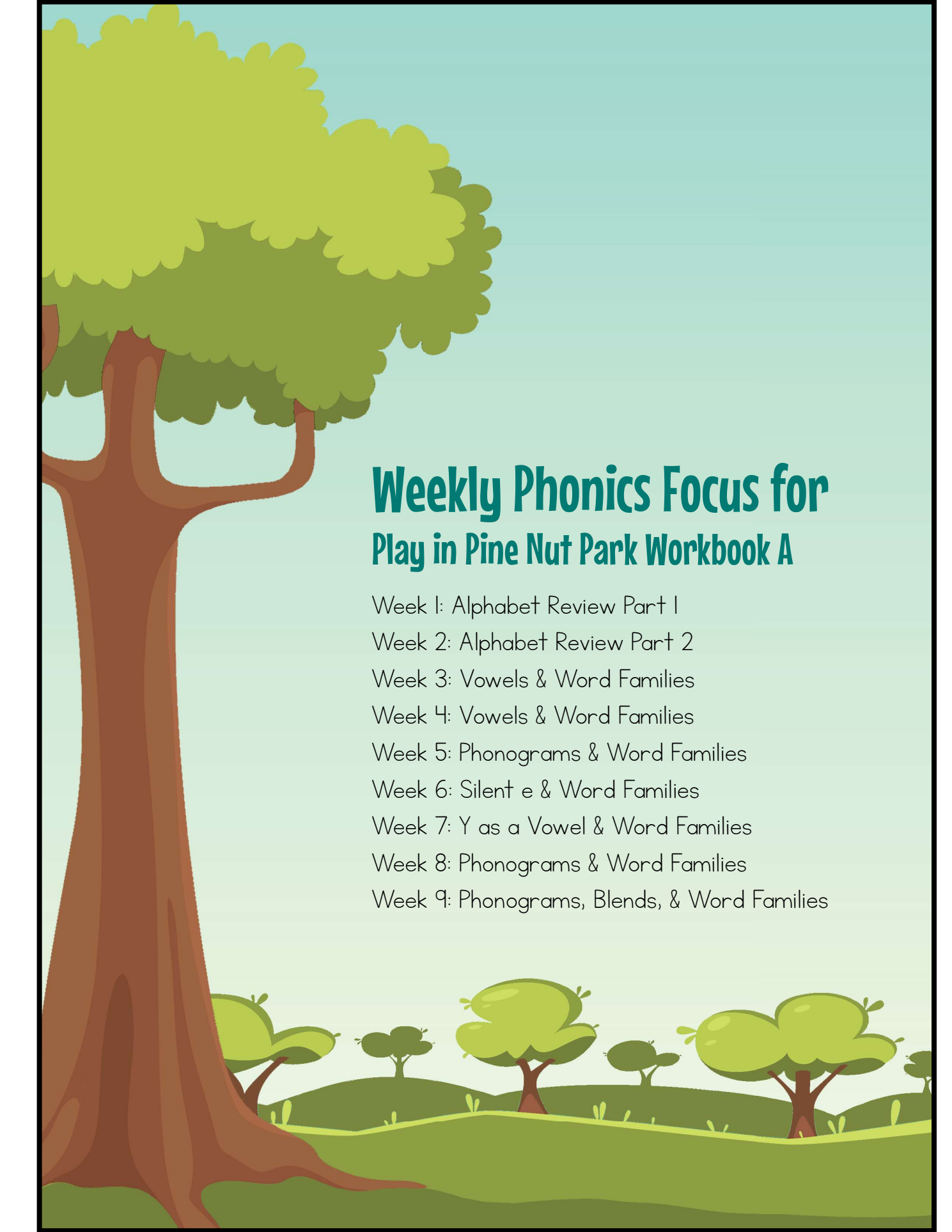
Print double-sided in color and hole-punch or bind on the left side.

**Printed Version:** You may not copy this resource by any means.

Copyright 2010-2021. **WinterPromise Publishing:** All Rights Reserved







## Weekly Phonics Focus for Play in Pine Nut Park Workbook A

Week 1: Alphabet Review Part 1

Week 2: Alphabet Review Part 2

Week 3: Vowels & Word Families

Week 4: Vowels & Word Families

Week 5: Phonograms & Word Families

Week 6: Silent e & Word Families

Week 7: Y as a Vowel & Word Families

Week 8: Phonograms & Word Families

Week 9: Phonograms, Blends, & Word Families












# Week 1 - Alphabet Review & Word Families

afbmeKtripsn

## Circle the Correct Word

Look at the picture and circle the word that matches the picture.

	ten mess cut		pink rip pin
	mad Mac Snap		mud mat map
10	desk mess ten		ate at rat
	tall slap find		Mac rat Snap

# Week 1 – Alphabet Review & Word Families

*afbmektripsn*


## Copy the Words

Read each word and write it on the lines below.

cap	flap	lap	clap
-----	-----	-----	-----
map	slap	trap	nap
-----	-----	-----	-----

## Circle the Correct Word

Look at the picture and read the words.  
Circle the correct word to match the picture.



map    slap    Mac



Snap    tap    clap



flap    cap    lap



slap    nap    map

## Draw the Word

Read the word and draw what it makes you think of.

clap

trap











# Week 1 - Alphabet Review & Word Families

afbmeKtripsn

## Circle the Correct Word

Look at the picture and circle the word that matches the picture.

	sat rat grass		mud cup up
	hill bit find		stop soft gold
	pen mess ten		fun mud nut
	sniff rip bin		poke pine home

# Week 1 – Alphabet Review & Word Families

*afbmektripsn*



## Copy the Words

Read each word and write it on the lines below.

dip	flip	zip	ship
-----	-----	-----	-----
sip	lip	trip	skip
-----	-----	-----	-----

## Match the Meaning

Read the words and match each one to the correct meaning.

- |         |                       |
|---------|-----------------------|
| 1. sip  | to move fast          |
| 2. trip | to fall or a vacation |
| 3. ship | not a walk nor a run  |
| 4. zip  | a big boat            |
| 5. skip | a small drink         |

## Circle the Correct Word

Look at the picture and read the words.

Circle the correct word to match the picture.

	flip
	lip
	dip
	sip
	skip
	ship

## Draw the Word

Read the word and draw what it makes you think of.

trip
skip



# Week 1 - Alphabet Review & Word Families

afbmeKtripsn

## Copy the Words

Read each word and write it on the lines below.

cab	crab	grab	lab
-----	-----	-----	-----
scab	tab	jab	gab
-----	-----	-----	-----

## Write-in the Missing Letter

c \_ \_ b    c \_ \_ ab    g \_ \_ b

ja \_ \_    \_ \_ rab    ta \_ \_

## Read and Draw

Read the sentences and then draw what you read.

          Mac rode in a cab.	          Mac met a crab.
--	---


## Draw the Word

Read the word and draw what it makes you think of.

          cab
          gab

# Week 1 - Alphabet Review & Word Families

afbmeKtripsn



## Copy the Words

Read each word and write it on the lines below.

net	get	jet	met
-----	-----	-----	-----
set	yet	pet	wet
-----	-----	-----	-----

## Write-in the Missing Letter

m \_ \_ t    we \_ \_    p \_ \_ t  
ge \_ \_    je \_ \_    s \_ \_ t



## Draw the Word

Read the word and draw what it makes you think of.

wet
net

## Circle the Correct Word

Look at the picture and read the words.  
Circle the correct word to match the picture.

	box  sap  bone		cat  rip  rap
---	----------------------------	---	---------------------------



## Week 2 – Alphabet Review & Word Families

o j h d u c l g w y v z x & q u

### Copy the Words

Read each word and write it on the lines below.

cash	crash	flash	dash
-----	-----	-----	-----
rash	smash	trash	bash
-----	-----	-----	-----

### Write-in the Missing Letter

c \_ \_ \_ sh

c \_ \_ \_ ash

tr \_ \_ \_ sh

smas \_ \_ \_

\_ \_ \_ lash

ra \_ \_ \_ h

### Read and Draw

Read the sentences and then draw what you read.

Mac dashed to the Shake Shop.	Mac ran so fast he crashed into Snap!
-------------------------------	---------------------------------------

### Draw the Word

Read the word and draw what it makes you think of.

smash
-------



# Week 2 – Alphabet Review & Word Families

ojhduclgwyvzx & qu







## Copy the Words

Read each word and write it on the lines below.

mill	dill	pill	spill
-----	-----	-----	-----
still	will	fill	hill
-----	-----	-----	-----

## Circle the Correct Word

Look at the picture and read the words.  
Circle the correct word to match the picture.

 <p>pill    dill    still</p>	 <p>mill    ill    will</p>
 <p>spill    still    mill</p>	 <p>dill    fill    hill</p>

## Draw the Word

Read the word and draw what it makes you think of.

mill
fill



## Week 2 – Alphabet Review & Word Families

ojhduclgwyvzx & qu

### Copy the Words

Read each word and write it on the lines below.

bag	flag	rag	sag
-----	-----	-----	-----
tag	wag	snag	drag
-----	-----	-----	-----

### Circle the Correct Word

Look at the picture and read the words.

Circle the correct word to match the picture.

 tag   flag   wag	 drag   sag   rag
 bag   rag   gag	 nag   tag   drag

### Draw the Word

Read the word and draw what it makes you think of.

drag
wag

# Week 2 – Alphabet Review & Word Families

o j h d u c l g w y v z x & q u



## Read and Cross It Out

Read the word and then X the correct matching word.

<b>big</b>	big	hit	dig
<b>bad</b>	dad	hat	bad
<b>hit</b>	sick	hit	big
<b>look</b>	job	look	box
<b>red</b>	red	egg	felt
<b>pink</b>	red	hit	pink




## Week 2 – Alphabet Review & Word Families

ojhduclgwyvzx & qu

### Circle the Correct Word

Look at the picture and circle the word that matches the picture.



frog

cold

not



bag

Mac

dad



nap

rat

bad



look

Fin

cop



felt

cop

full



Fin

pink

sick



mom

dad

nut




frog

dog

cop

# Week 2 – Alphabet Review & Word Families

o j h d u c l g w y v z x & q u



## Copy the Words

Read each word and write it on the lines below.

wig	pig	jig	big
-----	-----	-----	-----
sprig	twig	fig	dig
-----	-----	-----	-----

## Write-in the Missing Letter

t \_ \_ ig

w \_ \_ g

b \_ \_ g

fi \_ \_

sp \_ \_ ig

ji \_ \_

## Read and Draw

Read the sentences and then draw what you read.

Mac saw a pig with a wig.	Mac used a twig to dig a hole.
---------------------------	--------------------------------



## Week 3 – Vowels & Word Families

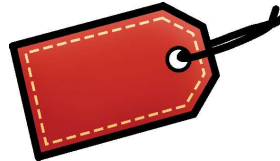
a & i

### Circle the Correct Word

Look at the picture and circle the word that matches the picture.



Mac  
Snap  
family



tag  
tall  
talk



pill  
sick  
spit



wink  
pink  
mink



rat  
ran  
hat



giggle  
smile  
family



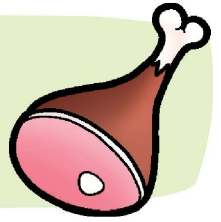
bat  
cat  
mat



bad  
gal  
lap

# Week 3 – Vowels & Word Families

a & i



## Copy the Words

Read each word and write it on the lines below.

clam	ram	ham	swam
-----	-----	-----	-----
gram	yam	jam	slam
-----	-----	-----	-----

## Find and Color

With blue crayon, color all the boxes with x's and z's.  
Then take a red crayon and color all the -am words.

S	L	A	M	Z	X	Z	X	S	W	A	M
R	A	M	X	Z	X	G	R	A	M	Z	X
X	Z	X	Z	X	Z	X	Z	X	Y	A	M
Z	X	Z	X	H	A	M	Z	X	Z	X	Z
X	Z	X	Z	C	L	A	M	Z	X	Z	X
X	Z	X	Z	X	Z	X	Z	P	A	M	X
Z	X	Z	X	Z	X	S	A	M	Z	X	Z
J	A	M	X	Z	X	Z	X	Z	X	Z	X

## Draw the Word

Read the word and draw what it makes you think of.

slam

ram







## Week 3 – Vowels & Word Families

a & i

### Copy the Words

Read each word and write it on the lines below.

bad	sad	had	pad
-----	-----	-----	-----
mad	glad	dad	lad
-----	-----	-----	-----

### Read and Draw

Read the questions and then draw your answers.

What makes you sad?
What makes you glad?
What do you do for fun with your dad?

### Unscramble the Words

Look at the letters and unscramble them to form a 'ad' word.

bda
-----
amd
-----
dal
-----

# Week 3 - Vowels & Word Families

a & i



## Read and Cross It Out

Read the word and then X the correct matching word.

<b>trip</b>	trip	sick	pill
<b>hit</b>	bit	pit	hit
<b>spat</b>	ant	spat	gal
<b>ant</b>	acorn	black	ant
<b>talk</b>	talk	can	mad
<b>find</b>	trip	find	did



## Week 3 – Vowels & Word Families

a & i

### Copy the Words

Read each word and write it on the lines below.

can	fan	man	pan
-----	-----	-----	-----
plan	ran	tan	van
-----	-----	-----	-----

### Read and Draw

Read the word and draw what it makes you think of.

plan
tan

### Build the Word

In the first set of letters circle the one that the word starts with. In the next set, circle the letters that finish the word.

f	an
s	on
v	ar

h	en
p	it
i	an



# Week 3 – Vowels & Word Families

a & i




## Copy the Words

Read each word and write it on the lines below.

bin	chin	grin	win
-----	-----	-----	-----
in	skin	spin	twin
-----	-----	-----	-----

## Circle the Correct Word

Look at the picture and read the words.  
Circle the correct word to match the picture.




grin in twin



thin tin chin



in spin bin



thin spin fin

## Draw the Word

Read the word and draw what it makes you think of.

spin

twin



## Week 3 – Vowels & Word Families

a & i

### Copy the Words

Read each word and write it on the lines below.

bit	fit	hit	it
-----	-----	-----	-----
lit	kit	pit	sit
-----	-----	-----	-----

### Find and Color

Look for -it words and color them.

K	I	T	F	H	J	I	L	H	I	T	U
R	U	Y	F	T	F	D	S	A	O	P	K
I	O	M	B	C	Y	Z	V	Z	P	I	T
X	W	Q	U	B	I	T	I	M	U	P	G
C	I	T	X	N	G	J	L	N	F	Y	E
E	R	T	H	G	M	N	X	S	I	T	O
U	H	L	D	U	O	L	I	T	W	N	D
F	I	T	I	V	C	A	E	U	A	P	N

### Draw the Word


Read the word and draw what it makes you think of.

pit
bit



# Week 3 - Vowels & Word Families

a & i



## Copy the Words

Read each word and write it on the lines below.

bat	cat	that	rat
-----	-----	-----	-----
fat	hat	mat	sat
-----	-----	-----	-----

## Write-in the Missing Letter

h \_ \_ t

ma \_ \_

s \_ \_ t

ra \_ \_

ca \_ \_

p \_ \_ t

## Read and Draw

Read the -at words and then draw a picture of that word.

cat	hat	bat
-----	-----	-----




## Week 4 – Vowels & Word Families

e, o, u

### Circle the Correct Word

Look at the picture and circle the word that matches the picture.




duck      or      dug?



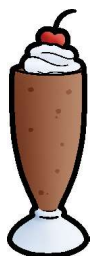
duck      or      dug?



soda      or      small?




bunny      or      hop?



shake      or      shop?



duck      or      cup?



mud      or      nut?




fun      or      gum?



# Week 4 – Vowels & Word Families

e, o, u



## Copy the Words

Read each word and write it on the lines below.

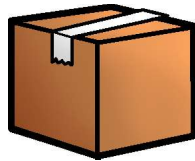
den	hen	men	pen
-----	-----	-----	-----
ten	then	when	oven
-----	-----	-----	-----

## Circle the Correct Word


Look at the picture and read the words.  
Circle the correct word to match the picture.

10


ten tin ton



fix box six



hot hen bun



pin hut pen

## Draw the Word

Read the word and draw what it makes you think of.

men

den



## Week 4 – Vowels & Word Families

e, o, u

### Copy the Words

Read each word and write it on the lines below.

fog	dog	frog	hog
-----	-----	-----	-----
log	jog	clog	smog
-----	-----	-----	-----

### Unscramble the Words

Look at the letters and unscramble them to form a 'og' word.

gsmo	gol	oglc
_____	_____	_____
-----	-----	-----
_____	_____	_____


### Read and Draw

Read the -og words and then draw a picture of that word.

hog	frog	fog
-----	------	-----

# Week 4 - Vowels & Word Families

e, o, u



## Copy the Words

Read each word and write it on the lines below.

bug	dug	hug	mug
-----	-----	-----	-----
rug	slug	tug	snug
-----	-----	-----	-----

## Write-in the Missing Letter

h \_ \_ g

mu \_ \_

t \_ \_ g

ru \_ \_

d \_ \_ g

s \_ \_ ug

## Read and Draw

Read the -ug words and then draw a picture of that word.

bug	hug	jug
-----	-----	-----



## Week 4 - Vowels & Word Families

e, o, u

### Read and Cross It Out

Read the word and then X the correct matching word.

fell	yet	help	fell
end	end	bend	wet
wet	hot	wet	yet
leg	leg	dug	big
red	red	bend	den
help	hog	hole	help

# Week 4 - Vowels & Word Families

e, o, u




## Copy the Words

Read each word and write it on the lines below.

cop	drop	hop	mop
-----	-----	-----	-----
top	pop	shop	stop
-----	-----	-----	-----

## Circle the Correct Word

Look at the picture and read the words.  
Circle the correct word to match the picture.



top map mop



shop ship top



pop hip nap



cop rip stop

## Read and Draw

Read the sentences and then draw what you read.

Mac stops to drink a pop  
at the Shake Shop.

Nip drops her mop.



## Week 5 - Phonograms & Word Families


oa

### Circle the Correct Word

Look at the picture and circle the word that matches the picture.



coast or boat?



float or toad?



oars or soak?



soap or soar?




croak or coat?



moan or moat?



foamy or cocoa?



croak or roam?

# Week 5 – Phonograms & Word Families

oa



## Copy the Words

Read each word and write it on the lines below.

dot	got	hot	knot
-----	-----	-----	-----
lot	not	pot	spot
-----	-----	-----	-----

## Write-in the Missing Letter

k \_ \_ ot

go \_ \_

n \_ \_ t

lo \_ \_

p \_ \_ t

s \_ \_ ot

## Read and Draw

Read the -ot words and then draw a picture of that word.

hot pot	knot	red spot
---------	------	----------





## Week 5 – Phonograms & Word Families

oa

### Yes or No?

Read the question and then circle the correct answer, either yes or no.

Can a toad fly?	yes no
Can the boat, Cocoa Coast, float?	yes no
Can a toad moan?	yes no
Can an oar hold a coat?	yes no
Can soap make foamy bubbles?	yes no
Can a bat soar?	yes no







# Week 5 – Phonograms & Word Families

oa



## Look, Spell and Write

Look at the picture, circle the letters that form the word pictured, and then write it on the line.

	b t	ai oa	tt t	<hr/> <hr/> <hr/>
	o n	oa a	r t	<hr/> <hr/> <hr/>
	v c	oa ar	st lf	<hr/> <hr/> <hr/>
	f t	ay oa	b d	<hr/> <hr/> <hr/>
	co c	a c	ay oa	<hr/> <hr/> <hr/>
	tr g	oa ar	l t	<hr/> <hr/> <hr/>



## Week 6 - Silent e & Word Families

*silent "e"*

### Copy the Words

Read each word and write it on the lines below.

cake	bake	rake	shake
-----	-----	-----	-----
flake	make	take	snake
-----	-----	-----	-----

### Write-in the Missing Letter

fl\_\_ke

ma\_\_e

\_\_nake

s\_\_ake

bak\_\_

t\_\_ke

### Read and Draw

Read the -ake words and then draw a picture of that word.

          cake	          shake	          snake
--	---	---

# Week 6 – Silent e & Word Families

*silent "e"*



## Read and Cross It Out

Read the word and then X the correct matching word.

home	shake	home	spoke
move	mole	made	move
close	close	cage	cake
scare	scare	spike	smile
pale	sale	male	pale
hole	mole	hole	pole



# Week 6 – Silent e & Word Families

*silent “e”*

## Copy the Words

Read each word and write it on the lines below.

broke	joke	poke	yoke
-----	-----	-----	-----
-----	-----	-----	-----
woke	choke	smoke	spoke
-----	-----	-----	-----
-----	-----	-----	-----

## Find and Color

Look for -oke words and color them.

There are more -oke words than the list above.

B	R	O	K	E	W	G	U	W	O	K	E
S	M	O	K	E	U	C	O	K	E	P	I
J	O	K	E	T	I	A	F	G	O	U	P
P	O	Y	G	Y	Q	S	T	R	O	K	E
C	H	O	K	E	O	M	E	G	X	S	Z
H	F	U	M	A	I	E	W	Q	U	T	O
A	D	T	U	B	N	P	O	K	E	O	A
S	P	O	K	E	W	T	Y	O	K	E	N

## Draw the Word

Read the word and draw what it makes you think of.

broke
joke



# Week 6 – Silent e & Word Families

silent “e”



## Copy the Words

Read each word and write it on the lines below.

bride	slide	hide	ride
-----	-----	-----	-----
glide	side	wide	tide
-----	-----	-----	-----

## Write-in the Missing Letter

g \_ \_ \_ ide

ri \_ \_ \_ e

h \_ \_ \_ de

sid \_ \_ \_

## Read and Draw

Read the -ide words and then draw a picture of that word.

slide	bride
-------	-------

## Unscramble the Words

Look at the letters and unscramble them to form a ‘ide’ word.

idew _____ ----- _____
iehd _____ ----- _____
tedi _____ ----- _____




## Week 6 – Silent e & Word Families

*silent "e"*

### Circle the Correct Word

Look at the picture and circle the word that matches the picture.



shake

spice

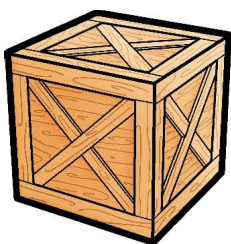
spike



mile

home

smile



cage

close

crate



race

rake

hate



bake

cake


face



home

plane


spice



plate

hate

mate



poke

hole

pole

## Week 6 – Silent e & Word Families

*silent "e"*



### Yes or No?

Read the question and then circle the correct answer, either yes or no.

<b>Can a mink break a plate</b>	yes no
<b>Is it safe to hide in a crate from a snake?</b>	yes no
<b>Can a table move a rake?</b>	yes no
<b>Can Mac eat a shake?</b>	yes no
<b>Can Nip have a pale face?</b>	yes no
<b>Can a home smile?</b>	yes no





## Week 7 – Vowels & Word Families

“y” as a vowel

### Copy the Words

Read each word and write it on the lines below.

by	cry	dry	fly
-----	-----	-----	-----
my	try	sly	shy
-----	-----	-----	-----

### Words that Rhyme


Read the words and then draw a line to a word that rhymes with it.

- |    |     |     |
|----|-----|-----|
| 1. | dry | fly |
| 2. | sly | my  |
| 3. | by  | cry |


### Circle the Correct Word

Look at the picture and read the words.

Circle the correct word to match the picture.



buy by fly



goat oat sly

### Read and Draw

Read the sentences and then draw your answer.

What kind of wild place  
is dry and hot?

What kind of animal can fly?

# Week 7 – Vowels & Word Families

*“y” as a vowel*



## Yes or No?

Read the question and then circle the correct answer, either yes or no.

<b>Can a fly fly?</b>	yes no
<b>Will a baby cry?</b>	yes no
<b>Is the sky sly?</b>	yes no
<b>Can a spy hide well?</b>	yes no
<b>Is a full tub dry?</b>	yes no
<b>Is the sky red?</b>	yes no



## Week 7 – Vowels & Word Families

“y” as a vowel

### Copy the Words

Read each word and write it on the lines below.

dine	fine	line	nine
-----	-----	-----	-----
pine	mine	vine	shine
-----	-----	-----	-----

### Fill-In the Missing Word

Read the sentences and fill-in the blank with the correct word.

1. Nip likes to \_\_\_\_\_ on grapes.
2. \_\_\_\_\_ Nut Park has a pond.
3. A \_\_\_\_\_ is a plant.
4. Nip saw \_\_\_\_\_ ducks in a line.

### Read and Draw

Read the -ine words and then draw a picture of that word.

pine	nine
------	------


### Unscramble the Words

Look at the letters and unscramble them to form a ‘ine’ word.

neish
-----
dnie
-----
feni
-----

# Week 7 – Vowels & Word Families

*“y” as a vowel*



## Yes or No?

Read the question and then circle the correct answer, either yes or no.

<b>Can Mac eat a fry</b>	yes no
<b>Can Snap spy on Mac?</b>	yes no
<b>Can Nip fly?</b>	yes no
<b>Is the pond dry?</b>	yes no
<b>Is a french fry dry?</b>	yes no
<b>Is the sun in the sky?</b>	yes no



## Week 8 – Phonograms & Word Families

ch & tch

### Read, Match, and Write

Read the words in the “Word Key,” then match the word to the correct picture, and write it on the handwriting line next to the correct picture.

### WORD KEY

chili

chest

chip

cheek

cherry

lunch

stretch

chair

scratch


bench



\_\_\_\_\_

\_\_\_\_\_

\_\_\_\_\_



\_\_\_\_\_

\_\_\_\_\_

\_\_\_\_\_



\_\_\_\_\_

\_\_\_\_\_

\_\_\_\_\_



\_\_\_\_\_

\_\_\_\_\_


\_\_\_\_\_



\_\_\_\_\_

\_\_\_\_\_

\_\_\_\_\_



\_\_\_\_\_

\_\_\_\_\_


\_\_\_\_\_



\_\_\_\_\_

\_\_\_\_\_

\_\_\_\_\_




\_\_\_\_\_

\_\_\_\_\_

\_\_\_\_\_


# Week 8 - Phonograms & Word Families

ch & tch



## Circle the Correct Word


Look at the picture and circle the word that matches the picture.




cherry or choke?



chunk or chess?




pinch or chip?



batch or itch?



match or chili?



stretch or chick?



patch or chin?



bench or peach?



## Week 8 - Phonogram & Word Families

ch & tch

### Circle the Correct Word

Look at the picture and circle the word that matches the picture.




sail  
chess  
mess



lunch  
munch  
crunch




chili  
chill  
rich



catch  
hatch  
match



chop  
chimney  
chair



chip  
cheese  
chin




kick  
chick  
chili



crutch  
cherry  
crunch

# Week 8 – Phonograms & Word Families

ch & tch



## Copy the Words

Read each word and write it on the lines below.

dice	price	rice	ice
-----	-----	-----	-----
mice	nice	spice	slice
-----	-----	-----	-----

## Read and Draw


Read the -ice words and then draw your answers.

mice
dice




## Build the Word

In the first set of letters circle the one that the word starts with. In the next set, circle the letters that finish the word.

sl		ice
st		ie
ch		in

h		en
p		it
i		an





## Week 8 – Phonograms & Word Families

*ch & tch*

### Read and Cross It Out

Read the word and then X the correct matching word.

rich	bench	inch	rich
chop	chop	chili	chips
patch	stretch	patch	batch
pinch	munch	pinch	crunch
cherry	cheek	chunky	cherry
chest	chest	chill	choke

# Week 8 - Phonograms & Word Families

ch & tch




## Circle It

All of these words have either the *ch* or *tch* phonograms. Each phonogram makes the first sound of *ch*. Look at the picture, sound out the word, and then decide whether the *ch* sound starts or finishes the word. Circle *start* if the “*ch*” sound begins the word, or circle *finish* if it ends the word.




Does the *ch* sound  
*start* or *finish*  
the word?




Does the *ch* sound  
*start* or *finish*  
the word?



Does the *ch* sound  
*start* or *finish*  
the word?



Does the *ch* sound  
*start* or *finish*  
the word?



Does the *ch* sound  
*start* or *finish*  
the word?



Does the *ch* sound  
*start* or *finish*  
the word?



## Copy the Words

back	pack	snack	track
-----	-----	-----	-----
tack	rack	sack	black
-----	-----	-----	-----

sa\_k

back

ra\_k

$$\text{tr}_{\text{---}} \text{ck}$$

Read the -ck words and then draw a picture of that word.

pack	snack
------	-------

Look at the letters and unscramble them to form a 'ck' word.

ckta

\_\_\_\_\_

\_\_\_\_\_

\_\_\_\_\_

kbac

\_\_\_\_\_

\_\_\_\_\_

\_\_\_\_\_

cartk

\_\_\_\_\_

\_\_\_\_\_

\_\_\_\_\_

# Week 9 - Phonograms, Blends, & Word Families

ck, sk, -sk



## Circle the Correct Word

Look at the picture and circle the word that matches the picture.




sick  
skate  
stuck




lunch  
munch  
crunch



skip  
black  
desk



black  
block  
tack




neck  
sick  
duck



skunk  
skip  
skinny



skid  
skip  
mask



sock  
lock  
stock



## Week 9 – Phonograms, Blends & Word Families

ck, sk, -sk

### Copy the Words

Read each word and write it on the lines below.

block	clock	lock	rock
-----	-----	-----	-----
sock	tock	shock	knock
-----	-----	-----	-----



### Read and Draw

Read the -ock words and then draw your answers.

shock
sock

### Build the Word

In the first set of letters circle the one that the word starts with. In the next set, circle the letters that finish the word.

cr		ock
cl		ick
tr		ish
lo		sk
we		t
di		sh



# Week 9 - Phonograms, Blends, & Word Families

ck, sk, -sk






## Copy the Words

Read each word and write it on the lines below.

brick	chick	click	kick
-----	-----	-----	-----
pick	stick	sick	lick
-----	-----	-----	-----

## Circle the Correct Word

Circle the correct word to match the picture.

 stick      pick	 tick      lick	 kick      chick
--	---	--

## Read and Draw

Read the -ick words and then draw a picture of that word.

sick	kick
------	------



# Week 9 – Phonograms, Blends & Word Families

ck, sk, -sk

## Copy the Words

Read each word and write it on the lines below.

duck	truck	stuck	cluck
-----	-----	-----	-----
luck	buck	struck	puck
-----	-----	-----	-----

## Find and Color

Look for -uck words and color them.

C	H	U	C	K	J	I	D	D	U	C	K
B	U	C	K	D	C	L	U	C	K	J	A
J	D	L	U	C	K	K	S	T	U	C	K
S	T	R	U	C	K	D	P	U	C	K	U
P	L	U	C	K	R	G	A	N	W	O	P
T	R	U	C	K	D	G	B	A	I	N	L

## Draw the Word

Read the word and draw what it makes you think of.

truck
luck

## Unscramble the Words

Unscramble the words and write it on the lines below.

kutsc _____ ----- _____	bkcu _____ ----- _____
----------------------------------	---------------------------------

# Week 9 – Phonograms, Blends, & Word Families

ck, sk, -sk



## Read and Cross It Out

Read the word and then X the correct matching word.

sick	skunk	sick	skip
desk	mask	fist	desk
skip	sick	skip	skinny
lock	lock	block	sock
skate	skid	skunk	skate
neck	black	deck	neck