

Adventures in Pine Hollow  Milestones in Reading

Syllables to Sentences


Language Arts

Start Decoding,
from 3-Letter Words
to Easy Sentences



 Pine Hollow 

Ebook Version Printing Instructions: If you'd like to print this resource in its entirety, print the pages single-sided in color or black and white, and hole-punch or bind on the left side.

Print Version: This resource is licensed to your immediate family and may be copied only for them.

Digital License Information: Your licence allows you to print a copy of this resource for your immediate family's use only, unless your license is for a co-op or school. Your license does not allow you to lend or resell any copy of this resource as it is a derivative of your licensed, electronic files.

Pine Hollow ~ Copyright 2024. All Rights Reserved

Welcome to . . .



I am thrilled -- and humbled -- you've chosen to share your homeschool journey with us! I am so pleased to meet you in this way, connecting over our shared love for our families!


I'm Kaeryn Brooks, the creator of Pine Hollow, I began writing curriculum to meet the needs of my own family, when some of my children struggled and grew disenchanted with learning. They'd lost their joy!

There just had to be a way to bring the joy of learning to every child, no matter how they preferred learning. So the writing began, trying (sometimes succeeding, sometimes not so much), and pulling together the kinds of experiences I wanted my own family to have, developing new ways of appealing to all the ways children learn. After all, I had one child of every flavor! (Or so it seemed!)

That's where Pine Hollow comes from -- from my family to yours.

My friends and their friends started asking what I used. My husband came home with a website without telling me (*I'm not the only one who has had that happen, am I?*), and next thing I know, I'm sharing my vision with families that want the same thing I wanted:

interactive, vibrant experiences that created a rich and wonderful family culture.



Virtual Me,
a significant improvement over the usual Morning Me...



This is what we bring to Pine Hollow Language Arts:

- Gradual, immersive progression from alphabet skills to fluent reading
- Adventurous critter stories with "I-want-to-keep-reading" cliffhangers
- Rich phonics instruction -- a great foundation for reading & spelling
- Unique interactive learning experiences: phonics character cards, decoding and reading games, story fun skills practice & more!
- Fun workpages that get little learners using what they've encountered
- Time for real life, reading together, and enjoying new discoveries

You'll find that I'm here with you on the journey, with remarks and sidebars throughout this guide. I hope this has given you a glimpse inside the heart of Pine Hollow. I also hope you feel as though you are a part of our family, now. And your new Pine Hollow family is just a phone call away for help or support.

It is my sincere hope that while you explore different times and places this year, you will also have the chance to show your child the opportunities in the here and now that will last an eternity.

Your Adventure Awaits! -- Kaeryn



Syllables to Sentences

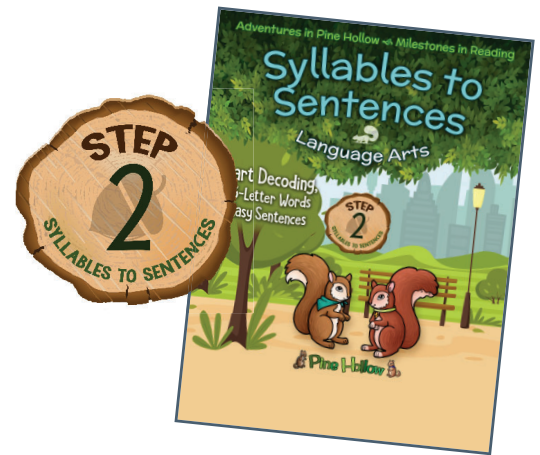
is the second program in the Pine Hollow Language Arts Series
18-WEEK PROGRAM

Syllables to Sentences is a language arts program designed for students who are just beginning to read three-letter words such as bat, win, and pot. This program includes resources designed to continue teaching advanced phonics and word families for increased reading recognition and decoding skills. Students love the fun, short stories in our exclusive easy readers.

In this program you will encounter:

- Introduction to New Phonograms
- Alphabet Review with Letter Formation Practice
- Sight Word Identification and Practice
- Spelling and Phonics Activities in Hands-On Games
- Eighteen Engages Readers
- Handwriting Practice

Interactive learning experiences also keep students really engaged! No matter what type of learner you have — hands-on, visual, auditory, and so on — resources in Syllables to Sentences will keep the learning fun and successful. Students continue to use two activity resources from Letters to Little Words, the Hands-On Phonics Pack and Phonics Cards & Character Cards, but with phonograms and concepts that are more challenging.



Letters to Little Words

36-WEEK PROGRAM

For students who show readiness to learn the sounds of the alphabet and other phonograms or for students who have begun to learn the phonetic sounds

When they complete this program, students will know all 26 sounds, are able to decode 3-4 letter words and able to write all of their letters.



Paragraphs to Pages

18-WEEK PROGRAM

For students who have mastered the basic phonics sounds and are ready to add more difficult phonograms and spelling patterns.

When they complete this program, students will have read through 36 easy reading stories, increasing their decoding and reading fluency skills.



Stories to Short Chapters

36-WEEK PROGRAM

For students who are reading short paragraphs with some assistance. Students will read fun, vocabulary-controlled stories, play games, and develop their spelling and vocabulary skills.

When they complete this program, students will have read through 36 easy reading stories to increase fluency skills.



Readers to Real Books

36-WEEK PROGRAM

For students who ready to read, or just reading short chapter books. They will progress throughout the year to be ready to read any middle grade book.

When they complete this program, students will have gained reading comprehension and reading speed to become fluent readers.

WHAT'S TO LOVE IN PINE HOLLOW?



Language arts can intimidate some students.

But in Pine Hollow, there are constant adventures -- all premised on **JOY!**

Joy of finding new critter friends and their own growing confidence in reading.

I love seeing that!

- Kaeryn

It's an Adventure You Will Love!




YOU CAN CUSTOMIZE PINE HOLLOW

Pine Hollow programs can be completed at a pace that fits your student's progression, sped up or slowed down.



PINE HOLLOW PROGRAMS ENGAGE ALL STUDENTS

No matter which type of learner your student is, there are active learning opportunities, including games, flashcards, hands-on learning and more, that engage every student!



THIS GUIDE = HQ

This guide is meant to be your headquarters -- feel free to scribble all over it! Write student initials and grades next to completed items.

It's an Adventure They Will Love!



PINE HOLLOW CRITTERS OF ALL KINDS

Students will meet all kinds of critters in Pine Hollow -- an always hungry chipmunk, a gang of sneaky raccoons, scurrying rat cops, and so many more! Young learners will connect with their romping, fun antics!



PINE HOLLOW PROGRAMS KEEP THEM READING

Exciting cliffhangers and heart-tugging, delightful stories keep them interested in moving forward. Workbook pages reinforce the "what-will-happen-next" story book-style magic!



INTERACTIVE WORKPAGES

Students will be drawn into the workpages, designed to have them coloring, predicting story outcomes, drawing, finding correct answers, and even coming up with "what's next" ideas of their own!

SYLLABLES TO SENTENCES

OVERVIEW OF STUDIES

Pine Nut Park Workbook A

| | |
|---------------|--|
| Week 1 | Alphabet Review Part 1 |
| Week 2 | Alphabet Review Part 2 |
| Week 3 | Vowels & Word Families |
| Week 4 | Vowels & Word Families |
| Week 5 | Phonograms & Word Families |
| Week 6 | Silent e & Word Families |
| Week 7 | Y as a Vowel & Word Families |
| Week 8 | Phonograms & Word Families |
| Week 9 | Phonograms, Blends, & Word Families |

Pine Nut Park Workbook B

| | |
|----------------|----------------------------|
| Week 10 | Phonograms |
| Week 11 | Blends |
| Week 12 | Phonograms & Blends |
| Week 13 | Phonograms & Word Families |
| Week 14 | Blends |
| Week 15 | Blends |
| Week 16 | Phonograms & Blends |
| Week 17 | Blends |
| Week 18 | Phonograms & Word Families |

SYLLABLES TO SENTENCES

WEEK 1

DAY 1

READING & WRITING

Romp in Pine Nut Park |

Look at Note

Read Book 1 - Mac in a Mess

Skip in Pine Nut Park |

Page 2

Handwriting Practice |

On plain paper, practice writing:

a, f, b, m

PHONICS & ACTIVITIES

Phonics Cards | Cards afbmektripsn: 1-12

Review Phonics Cards 1-12 this week.

Use "Pick the Right One" on card T-11.

DAY 2

READING & WRITING

Romp in Pine Nut Park |

Re-Read Book 1: Mac in a Mess

Skip in Pine Nut Park |

Page 3

Handwriting Practice |

On plain paper, practice writing:

e, k, t, r

PHONICS & ACTIVITIES

Phonics Cards | Cards afbmektripsn: 1-12

Review 1-12 again, but today use

"Across the Room" on T-12.

Phonics Pack |

Magnetic Letter Pick-Ups



DAY 3

READING & WRITING

Romp in Pine Nut Park |

Read Book 1: The Gold Nuts

Skip in Pine Nut Park |

Page 4-5

Handwriting Practice |

On plain paper, practice writing:
i, p, s, n

PHONICS & ACTIVITIES

Phonics Cards | Cards afbmektripsn: 1-12

Review 6-12, using "Name That Item" on card T-12.

Activity |

Read & Play Sight Word Game

DAY 4

READING & WRITING

Romp in Pine Nut Park |

Re-Read Book 1: The Gold Nuts

Skip in Pine Nut Park |

Page 6-7

Handwriting Practice |

On plain paper, practice writing:
o, j, h, d

PHONICS & ACTIVITIES

Phonics Cards | Cards afbmektripsn: 1-12

Review 6-12 again, but today use "Beginner Bingo" on T-12.

Phonics Pack |

"I am Thinking Of ..."

NOTES

Your First Week |

The first two weeks will start out with a review of the basic alphabetic sounds. Keep in mind, if you have not used this program before, there may be some slight differences in the phonics cards and these first days of assignments will allow you time for your student to adjust.

During these first weeks, most of your time will be spent using the Phonics Cards for active review. Please read through thoroughly the instructions given in the front of this guide this week to understand how to help your student review these. Games for review are also included on cards T-11 and T-12.

Romp in Pine Nut Park Readers |

Before students begin to read the Romp in Pine Nut Park Readers, the parent must first read aloud an introduction page from Appendix 1, called "Mac's New Home -- Pine Nut Park."

Week 1 Vocabulary Words - Story 1

| | | | |
|------|------|------|------|
| home | ask | head | pine |
| park | lost | poke | |

Week 1 Vocabulary Words - Story 2

| | | | |
|------|------|------|--|
| made | took | more | |
|------|------|------|--|

SYLLABLES TO SENTENCES

WEEK 2

DAY 1

READING & WRITING

Romp in Pine Nut Park |

Read Book 2: Fin's Shake Shop

Skip in Pine Nut Park |

Page 8-9

Handwriting Practice |

On plain paper, practice writing
o, j, h, d

PHONICS & ACTIVITIES

Phonics Cards | Cards ojhduclgwyvzx & qu: 13-26

Review Phonics Cards 13-26.

Use "Flashcards" on card T-11.

Activity |

Read & Play Sight Word Game

DAY 2

READING & WRITING

Romp in Pine Nut Park |

Re-Read Book 2: Fin's Shake Shop

Skip in Pine Nut Park |

Page 10-11

Handwriting Practice |

On plain paper, practice writing:
u, c, l, g, and w

PHONICS & ACTIVITIES

Phonics Cards | Cards ojhduclgwyvzx & qu: 13-26

Review Phonics Card 1

Phonics Pack |

Detective Story



DAY 3

READING & WRITING

Romp in Pine Nut Park |

Read Book 2: A Bad Dog

Skip in Pine Nut Park |

Page 12

Handwriting Practice |

On plain paper, practice writing
y, v, z, and x

PHONICS & ACTIVITIES

Phonics Cards | Cards ojhduclgwyvzx & qu: 13-26

Review 1, and 13-26 again, using “Treasure Hunt”
on card T-12.

Phonics Pack |

Pebble Pick-Up

Activity |

Read & Play Sight Word Game

DAY 4

READING & WRITING

Romp in Pine Nut Park |

Re-Read Book 2: A Bad Dog

Skip in Pine Nut Park |

Page 13

Handwriting Practice |

On plain paper, practice writing this week’s sight
words

PHONICS & ACTIVITIES

Phonics Cards | Cards ojhduclgwyvzx & qu: 13-26

Choose a Game from Card T-11 & T-12

Focus on This Week’s Letters

Phonics Pack |

“I am Thinking Of ...”

Activity |

Decorate your My Picture Dictionary

NOTES

Decorate Your Picture Dictionary |

Allow your student to get creative in decorating the front
of their dictionary. They may want to cover it with fabric
or special paper, or get a favorite design and paste it on. It
will help them feel more pride in their work throughout the
year if they really make it their own! We’ll begin using it next
week!

Spelling |

IMPORTANT NOTE: This portion of the program is optional.
You can choose to use it or not. Spelling will begin next week.
Each week’s spelling words will be taken directly from the
lesson you are working on in “Pine Nut Park Phonics Pages”
or from the “Romp in Pine Nut Park Readers.”

Also if you choose to use the spelling portion of the program,
the weekly spelling test is optional as well. It isn’t required
for students at this age to have weekly spelling tests. You can
choose to complete the spelling practice but opt. out of the
spelling test for your student.

For those that do the weekly spelling test, you’ll find the
pages to complete the tests in Appendix 5 of this guide.

Other Activity |

Day 4: Have your student decorate their “My Picture
Dictionary” cover using items from your craft cupboard. To
create the cover and the back cover hole punch some heavy
cardstock. Have your student decorate it and let it dry, if glue
was used, before adding it to their “My Picture Dictionary.”

Week 2 Vocabulary Words - Story 1

| | | | | |
|------|------|-----|-------|------|
| next | love | jam | they | said |
| saw | make | you | scare | sick |

Week 2 Vocabulary Words - Story 2

| | | | | | |
|----|-----|-----|----|------|-----|
| my | but | job | we | many | out |
|----|-----|-----|----|------|-----|

Week 1

Page 2

Circle the Correct Word

- | | |
|---------|---------|
| 1. cut | 2. pin |
| 3. Mac | 4. map |
| 5. ten | 6. rat |
| 7. tall | 8. Snap |

Page 3

Circle the Correct Word

- | | |
|--------|---------|
| 1. map | 2. clap |
| 3. cap | 4. nap |

Page 4

Circle the Correct Word

- | | |
|---------|---------|
| 1. rat | 2. cup |
| 3. hill | 4. gold |
| 5. pen | 6. nut |
| 7. bin | 8. pine |

Page 5

Match the Meaning

- | | |
|---------|-------------------------|
| 1. sip | - a small drink |
| 2. trip | - to fall or a vacation |
| 3. ship | - a big boat |
| 4. zip | - to move fast |
| 5. skip | - not a walk nor a run |

Circle the Correct Word

- | | |
|--------|---------|
| 1. lip | 2. ship |
|--------|---------|

Page 6

Write-in the Missing Letter

- | | | |
|--------|---------|--------|
| 1. cab | 2. crab | 3. gab |
| 4. jab | 5. grab | 4. tab |

Page 7

Write-in the Missing Letter

- | | | |
|--------|--------|--------|
| 1. met | 2. wet | 3. pet |
| 4. get | 5. jet | 6. set |

Circle the Correct Word

- | | |
|---------|--------|
| 1. bone | 2. cat |
|---------|--------|

Week 2

Page 8

Write-in the Missing Letter

- | | | |
|----------|----------|----------|
| 1. cash | 2. crash | 3. trash |
| 4. smash | 5. flash | 6. rash |

Page 9

Circle the Correct Word

- | | |
|----------|---------|
| 1. pill | 2. ill |
| 3. spill | 4. hill |

Page 10

Circle the Correct Word

- | | |
|---------|--------|
| 1. flag | 2. rag |
| 3. bag | 4. tag |

Page 11

Read and Cross It Out

- | | | |
|--------|--------|--------|
| 1. 1st | 2. 3rd | 3. 2nd |
| 4. 2nd | 5. 1st | 6. 3rd |

Page 12

Circle the Correct Word

- | | |
|---------|---------|
| 1. frog | 2. Mac |
| 3. rat | 4. Fin |
| 5. full | 6. sick |
| 7. nut | 8. dog |

Page 13

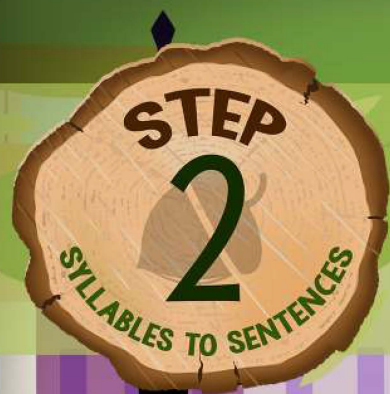
Write-in the Missing Letter

- | | | |
|---------|----------|--------|
| 1. twig | 2. wig | 3. big |
| 4. fig | 5. sprig | 6. jig |

Page 14

Circle the Correct Word

- | | |
|---------|----------|
| 1. Mac | 2. tag |
| 3. sick | 4. mink |
| 5. hat | 6. smile |
| 7. bat | 8. gal |



Write-in Reader Workbook A

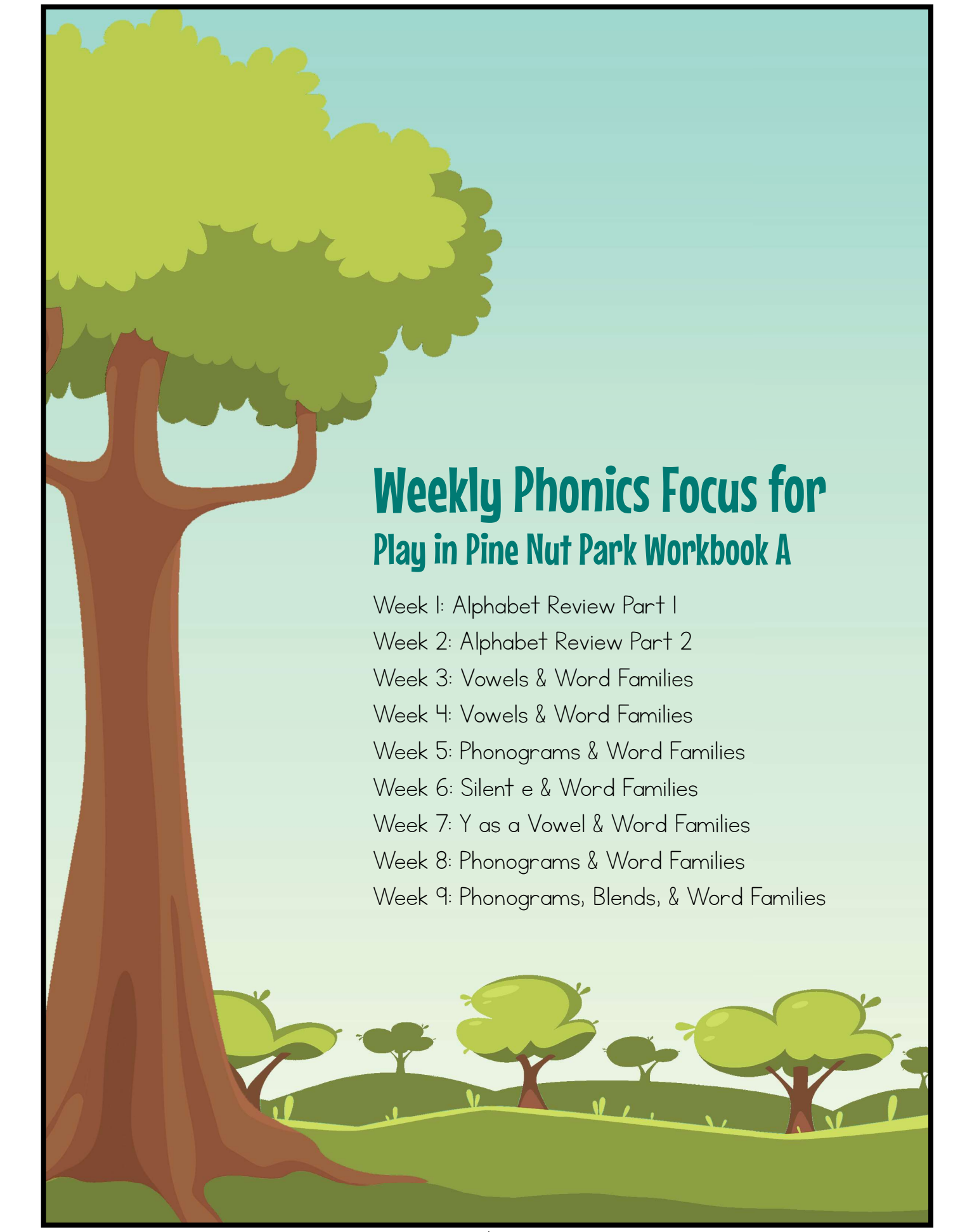
Skip in Pine Nut Park

Dive deep into
vowels, silent e,
and y as a vowel!



Ebook Version Printing Instructions: If you'd like to print this resource in its entirety, print the pages single-sided in color or black and white, and hole-punch or bind on the left side.
Print Version: This resource is licensed to your immediate family and may be copied only for them.
Digital License Information: Your licence allows you to print a copy of this resource for your immediate family's use only, unless your license is for a co-op or school. Your license does not allow you to lend or resell any copy of this resource as it is a derivative of your licensed, electronic files.





Weekly Phonics Focus for Play in Pine Nut Park Workbook A

Week 1: Alphabet Review Part 1

Week 2: Alphabet Review Part 2

Week 3: Vowels & Word Families

Week 4: Vowels & Word Families

Week 5: Phonograms & Word Families

Week 6: Silent e & Word Families

Week 7: Y as a Vowel & Word Families

Week 8: Phonograms & Word Families

Week 9: Phonograms, Blends, & Word Families










Week 1 - Alphabet Review & Word Families

afbme|ipsn
| |

Circle the Correct Word

Look at the picture and circle the word that matches the picture.

| | | | |
|---|----------------------|--|--------------------|
|  | ten mess cut |  | pink rip pin |
|  | mad Mac Snap |  | mud mat map |
| 10 | desk mess ten |  | ate at rat |
|  | tall slap find |  | Mac rat Snap |

Week 1 - Alphabet Review & Word Families

afbmektripsn


Copy the Words

Read each word and write it on the lines below.

| | | | |
|-------|-------|-------|-------|
| cap | flap | lap | clap |
| ----- | ----- | ----- | ----- |
| map | slap | trap | nap |
| ----- | ----- | ----- | ----- |

Circle the Correct Word

Look at the picture and read the words.
Circle the correct word to match the picture.



map slap Mac



Snap tap clap



flap cap lap



slap nap map

Draw the Word


Read the word and draw what it makes you think of.

clap

trap

Week 1 - Alphabet Review & Word Families

afbme|ipsn
| |



Copy the Words

Read each word and write it on the lines below.

| | | | |
|-------|-------|-------|-------|
| dip | flip | zip | ship |
| ----- | ----- | ----- | ----- |
| | | | |
| sip | lip | trip | skip |
| ----- | ----- | ----- | ----- |
| | | | |

Match the Meaning

Read the words and match each one to the correct meaning.

- | | |
|---------|-----------------------|
| 1. sip | to move fast |
| 2. trip | to fall or a vacation |
| 3. ship | not a walk nor a run |
| 4. zip | a big boat |
| 5. skip | a small drink |

Draw the Word

Read the word and draw what it makes you think of.

| |
|------|
| trip |
| skip |


Circle the Correct Word

Look at the picture and read the words.
Circle the correct word to match the picture.

| | | | |
|--|------|--|------|
| | flip | | sip |
| | lip | | skip |
| | dip | | ship |

Week 1 - Alphabet Review & Word Families

afbme|ipsn
| |



Copy the Words

Read each word and write it on the lines below.

| | | | |
|-------|-------|-------|-------|
| net | get | jet | met |
| ----- | ----- | ----- | ----- |
| set | yet | pet | wet |
| ----- | ----- | ----- | ----- |

Write-in the Missing Letter

m _ _ t we _ _ p _ _ t
ge _ _ je _ _ s _ _ t



Draw the Word

Read the word and draw what it makes you think of.

| |
|-----|
| wet |
| net |

Circle the Correct Word

Look at the picture and read the words.
Circle the correct word to match the picture.

| | | | |
|---|------|---|-----|
|  | box |  | cat |
| | sap | | rip |
| | bone | | rap |



Week 2 - Alphabet Review & Word Families

o j h d u c l g w y v z x & q u

Copy the Words

Read each word and write it on the lines below.

| | | | |
|-------|-------|-------|-------|
| cash | crash | flash | dash |
| ----- | ----- | ----- | ----- |
| rash | smash | trash | bash |
| ----- | ----- | ----- | ----- |

Write-in the Missing Letter

c _ _ sh

c _ _ ash

tr _ _ sh

smas _ _ _

_ _ _ lash

ra _ _ _ h

Read and Draw

Read the sentences and then draw what you read.

| | |
|-------------------------------|---------------------------------------|
| Mac dashed to the Shake Shop. | Mac ran so fast he crashed into Snap! |
|-------------------------------|---------------------------------------|

Draw the Word

Read the word and draw what it makes you think of.

| |
|-------|
| smash |
|-------|

Week 2 - Alphabet Review & Word Families

ojhduclgwyvzx & qu







Copy the Words

Read each word and write it on the lines below.

| | | | |
|-------|-------|-------|-------|
| mill | dill | pill | spill |
| ----- | ----- | ----- | ----- |
| still | will | fill | hill |
| ----- | ----- | ----- | ----- |

Circle the Correct Word

Look at the picture and read the words.
Circle the correct word to match the picture.

| | |
|---|---|
|  pill dill still |  mill ill will |
|  spill still mill |  dill fill hill |

Draw the Word

Read the word and draw what it makes you think of.

| |
|------|
| mill |
| fill |



Week 2 - Alphabet Review & Word Families

ojhduclgwyvzx & qu

Copy the Words

Read each word and write it on the lines below.

| | | | |
|-------|-------|-------|-------|
| bag | flag | rag | sag |
| ----- | ----- | ----- | ----- |
| tag | wag | snag | drag |
| ----- | ----- | ----- | ----- |

Circle the Correct Word

Look at the picture and read the words.
Circle the correct word to match the picture.

| | |
|---|---|
|  |  |
| tag flag wag | drag sag rag |
|  |  |
| bag rag gag | nag tag drag |

Draw the Word

Read the word and draw what it makes you think of.

| |
|------|
| drag |
| wag |

Week 2 - Alphabet Review & Word Families

o j h d u c l g w y v z x & q u



Read and Cross It Out

Read the word and then X the correct matching word.

| | | | |
|-------------|------|------|------|
| big | big | hit | dig |
| bad | dad | hat | bad |
| hit | sick | hit | big |
| look | job | look | box |
| red | red | egg | felt |
| pink | red | hit | pink |











Week 2 - Alphabet Review & Word Families

ojhduclgwyvzx & qu


Circle the Correct Word

Look at the picture and circle the word that matches the picture.

| | | | |
|---|------------------------------------|--|------------------------------------|
|  | <p>frog</p> <p>cold</p> <p>not</p> |  | <p>bag</p> <p>Mac</p> <p>dad</p> |
|  | <p>nap</p> <p>rat</p> <p>bad</p> |  | <p>look</p> <p>Fin</p> <p>cop</p> |
|  | <p>felt</p> <p>cop</p> <p>full</p> |  | <p>Fin</p> <p>pink</p> <p>sick</p> |
|  | <p>mom</p> <p>dad</p> <p>nut</p> |  | <p>frog</p> <p>dog</p> <p>cop</p> |

Week 2 - Alphabet Review & Word Families

o j h d u c l g w y v z x & q u



Copy the Words

Read each word and write it on the lines below.

| | | | |
|-------|-------|-------|-------|
| wig | pig | jig | big |
| ----- | ----- | ----- | ----- |
| sprig | twig | fig | dig |
| ----- | ----- | ----- | ----- |

Write-in the Missing Letter

t _ _ ig

w _ _ g

b _ _ g

fi _ _

sp _ _ ig

ji _ _

Read and Draw

Read the sentences and then draw what you read.

| | |
|---------------------------|--------------------------------|
| Mac saw a pig with a wig. | Mac used a twig to dig a hole. |
|---------------------------|--------------------------------|



Write-in Reader Workbook B

Pranks in Pine Nut Park

Discover blends
such as bl, st,
mp, nk, ft
& many more!



Ebook Version Printing Instructions: If you'd like to print this resource in its entirety, print the pages single-sided in color or black and white, and hole-punch or bind on the left side.

Print Version: This resource is licensed to your immediate family and may be copied only for them.

Digital License Information: Your licence allows you to print a copy of this resource for your immediate family's use only, unless your license is for a co-op or school. Your license does not allow you to lend or resell any copy of this resource as it is a derivative of your licensed, electronic files.





Weekly Phonics Focus for Play in Pine Nut Park Workbook B

Week 10: Phonograms

Week 11: Blends

Week 12: Phonograms & Blends

Week 13: Phonograms & Word Families

Week 14: Blends

Week 15: Blends

Week 16: Phonograms & Blends

Week 17: Blends

Week 18: Phonograms & Word Families



Week 10 - Phonograms

th & wh

Read, Match, and Write

Read the words in the "word key," then match the word to the correct picture, and write it on the handwriting line next to the correct picture.

WORD KEY

moth

bath

math

three

thump



whale

mouth

path


think

thumb

| | |
|--|---|
|  <p>_____</p> <p>-----</p> <p>_____</p> |  <p>_____</p> <p>-----</p> <p>_____</p> |
|  <p>_____</p> <p>-----</p> <p>_____</p> | <p>3</p> <p>_____</p> <p>-----</p> <p>_____</p> |
|  <p>_____</p> <p>-----</p> <p>_____</p> | <p>1+1=2</p> <p>_____</p> <p>-----</p> <p>_____</p> |
|  <p>_____</p> <p>-----</p> <p>_____</p> |  <p>_____</p> <p>-----</p> <p>_____</p> |

Week 10 - Phonograms

th & wh




Circle It

Look at the picture and circle the correct phonogram that matches the picture.




th or wh?




th or wh?




th or wh?



th or wh?



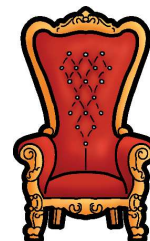
th or wh?



th or wh?



th or wh?



th or wh?

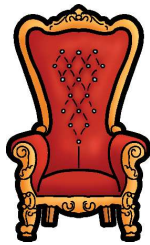


Week 10 - Phonograms


th & wh

Circle the Correct Word


Look at the picture and circle the word that matches the picture.



path or throne?



white or wheel?




math or moth?

$1+1=2$

mouth or math?



them or thumb?



whim or whale?



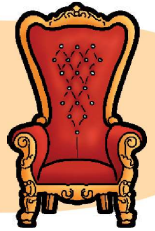
think or thin?

3

thick or three?

Week 10 - Phonograms

th & wh



Read and Cross It Out

Read the word and then X the correct matching word.

| | | | |
|--------------|-------|--------|-------|
| math | them | bath | math |
| white | whim | white | whine |
| thin | think | throne | thin |
| thud | thud | thick | with |
| white | white | whale | wham |
| when | what | wheel | when |

Syllables to Sentences Handwriting



ABCDEFGHIJKLMNOPQRSTUVWXYZ



 Pine Hollow 

Ebook Version Printing Instructions: If you'd like to print this resource in its entirety, print the pages single-sided in color or black and white, and hole-punch or bind on the left side.

Print Version: This resource is licensed to your immediate family and may be copied only for them.

Digital License Information: Your licence allows you to print a copy of this resource for your immediate family's use only, unless your license is for a co-op or school. Your license does not allow you to lend or resell any copy of this resource as it is a derivative of your licensed, electronic files.



Handwriting Sheet 1 - Review the Letter a

Read each sentence and write the sentences on the lines below.

Sentence 1:

A sad cat is bad.

Sentence 2:

A dad has a hat.

Sentence 3:

Has a cat had a bad fan?

Sentence 4:

A pan can bake a clam.


Sentence 5:

A can of jam is in the bag.

Sentence 6:

The man has gas in his van.

Handwriting practice lines consisting of solid top and bottom lines with a dashed middle line. There are ten sets of these lines provided for writing the sentences.



Handwriting Sheet 2 - Review the Letter i

Read each sentence and write the sentences on the lines below.



Sentence 1:

Pal wags at Jill.

Sentence 2:

His pig is big and fat!

Sentence 3:

Sip a bit and sit.

Sentence 4:

Will a wig fit?

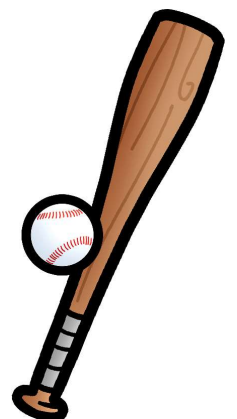
Sentence 5:

A bat hit the ball.

Sentence 6:

Dad bit the pill.

Handwriting practice lines consisting of solid top and bottom lines with a dashed middle line, repeated ten times across the page.





Handwriting Sheet 3 - Review the Letter e, o & u

Read each sentence and write the sentences on the lines below.

Sentence 1:

The dog had six pups.

Sentence 2:

The pup runs on a rug.

Sentence 3:

Can a bug get in bed.

Sentence 4:

A wet pup fell in the tub.

Sentence 5:

Mop and fix the mess.

Sentence 6:

I had ten bags on a peg.

Handwriting practice lines consisting of 12 sets of three horizontal lines (top solid, middle dashed, bottom solid) for writing the sentences.



Romp in Pine Nut Park Readers

Story 1



Mac in a Mess

 Pine Hollow 



Mac sat in his
home.

It was a mess.



Mac ran to
his desk. Mac
kept ten pens
and ten pins
in a cup.



Mac did not
want to clean
up the mess
in his home.



One pen sat
on a soft mat.
Mac sat on
the soft mat.
The mat had
ten pins on it!



Ah! Mac sat
on ten pins!
The pins
poked Mac.



Mac ran
from the pins.

Mac did not
see Snap.




Snap saw Mac
trip on a pink
bin. He fell into
a mess!



Snap ran to help Mac. Mac had a nest on his head.



“What is that?” Mac asked. Snap had a map. It had a rip in it.



Snap did not
want Mac to
miss the fun.
The map led
to gold nuts.



Snap and Mac
had to find
the gold nuts!

Romp in Pine Nut Park Readers

Story 2



The Gold Nuts

 Pine Hollow 



Mac and Snap
had to find the
gold nuts in
Pine Nut Park.



Mac and Snap
left to find the
nuts. The map
led them into
tall grass.



Mac and Snap
had to stop.
Snap lost the
map!



They had to
have the map.
They had to
find the gold
nuts.



Snap looked.
Mac looked.
The map was
lost!



Mac saw mud
in the grass.
Mac had to
slap the mud.
It was fun.



Snap saw the
map. It was
in the mud. It
was a mess!



A big rat ran
into the mud.
He saw the
map and bit
it. The rat
took the map!



This made
Mac and Snap
mad! The rat
ran into the
grass.



The rat took
the map from
Mac and
Snap. Mac
and Snap ran
into the grass.



The rat did not see it was a map to gold nuts. He took the map to his home.



The rat ate
the map! This
made Mac and
Snap mad. No
more fun for
Mac and Snap.

Romp in Pine Nut Park Readers
Story 3



Fin's Shake Shop
Winter Promise




Frogs live in a pond in Pine Nut Park. Next to the pond is a shop.



Fin the frog loved
his log shake
shop. He loved
to make red and
pink cold shakes.



Fin put jam in
his red shakes.
Fin loved to
drop nuts into
his pink shakes.



“Yum,” said Mac
and Snap. Mac
and Snap ate
so many shakes,
they felt sick.



Fin was glad
they liked his
shakes so much!
He was sad
they felt sick.



Mac and Snap
saw an old
cop at the
shake shop. He
was a rat cop.



“Hello,” said the cop. The rat cop sat next to Snap. “Can I have a cold shake?” he asked.



Fin set a red
shake in front
of the rat cop.
The rat cop set
his hat on his leg.



“Shakes make me want to take a nap,” the rat cop said. The rat cop was full.



Snap did not
want to sit next
to the cop. Rat
cops scared
him. Rats
scared Snap.



“Bat, did you see a dog? You frog?” asked the rat cop. They did not. “He is a bad dog!” he said.

Romp in Pine Nut Park Readers

Story 4




A Bad Dog

Winter Promise



I saw that
dog in Pine Nut
Park,” Mac said.
“He took my
bag of nuts.”



“The dog bit a flag. It had rips in it,” the rat cop said. “He hid a nest of eggs in a box.”



“The lost nest
scared the mom
and dad,” the
rat cop said.
“I have to find
that bad dog!”



“The dog is
big, rat cop,”
Mac said. “He
is not a pet. He
is a bad dog!”



“I am a rat cop.
It is my job to
find him,” he said.
“I am scared but
it is my job.”



“We can help!”
Mac and Snap
said. The cop,
Mac, and
Snap left to
find the dog.



Snap, Mac, and
the rat cop ran
to find the dog.
They looked
and looked.



Snap, Mac, and
the rat cop did
not have to look
for the dog. He
scared them!



Mac was scared
and so was Snap!
Mac ran from
the dog. Snap
left the rat cop.



The old rat cop
had to stop this
bad dog. He
was scared but
he was a cop.



“You must go,”
the rat cop
said and hit his
hand. The wind
hit his hat.



The dog ate
the hat! "Yum,"
he said. "I like
Pine Nut Park. I
will not go!"



“Yes, you will!”
the rat cop
said. Mac and
Snap had to help
the rat cop.



Mac and Snap
saw many rat
cops run to help
the old rat. The
old rat had help.



The dog was
scared. He
saw so many
rats. The rats
scared the dog
out of the park.